

Online DEV Grant Submission Course

In this how-to guide, learn how to self-enroll into Online DEV Gant Submission course on D2L, how to access this course, how to submit a grant application for an individual course, and how to submit a grant application for a program.

Contents

Self-enroll into an Open D2L course..... 1

Access Self-enrolled D2L Open Course..... 5

Submit a Grant Application for an Individual Course..... 6

Submit an Application for a Program 10

Self-enroll into an Open D2L course.

1. Log into [D2L](#) through **SIU Account Login** with your SIU credentials.



Welcome to MyCourses

MyCourses is supported by the Center for Teaching Excellence and provides access to materials and activities for both on-campus and distance education courses.

Is your computer ready to run D2L Brightspace? [System Check](#) (highly recommended)

SalukiTech Solution Center
(618) 453-5155

salukitech@siu.edu

The preferred method to logon to MyCourses for all SIU students, faculty, and staff is through [SalukiNet](#).

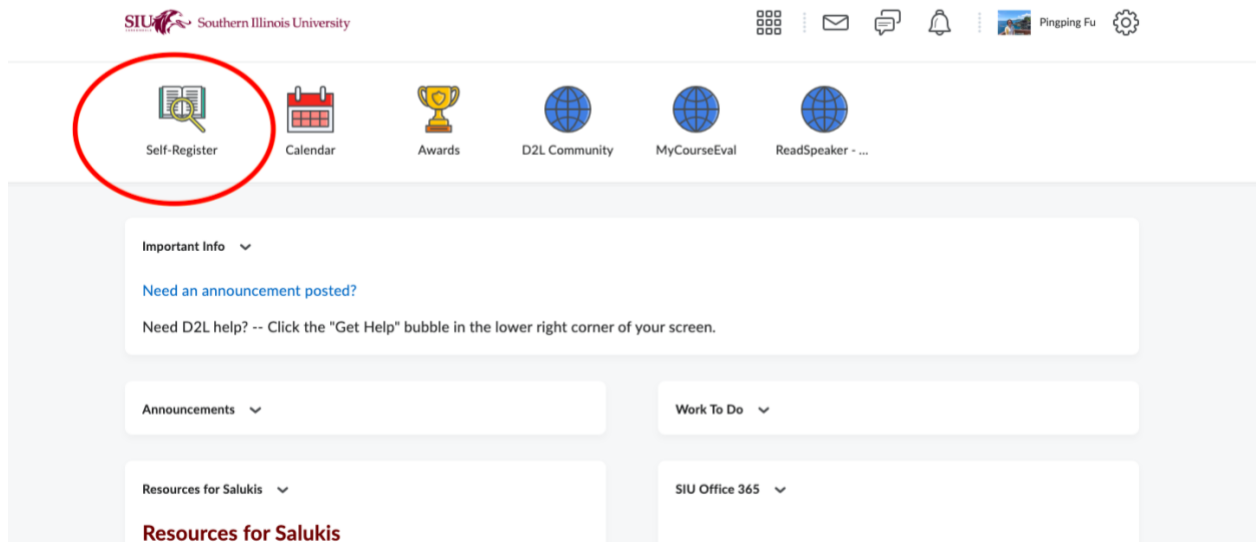
[SIU Account Login](#)

Guest Login

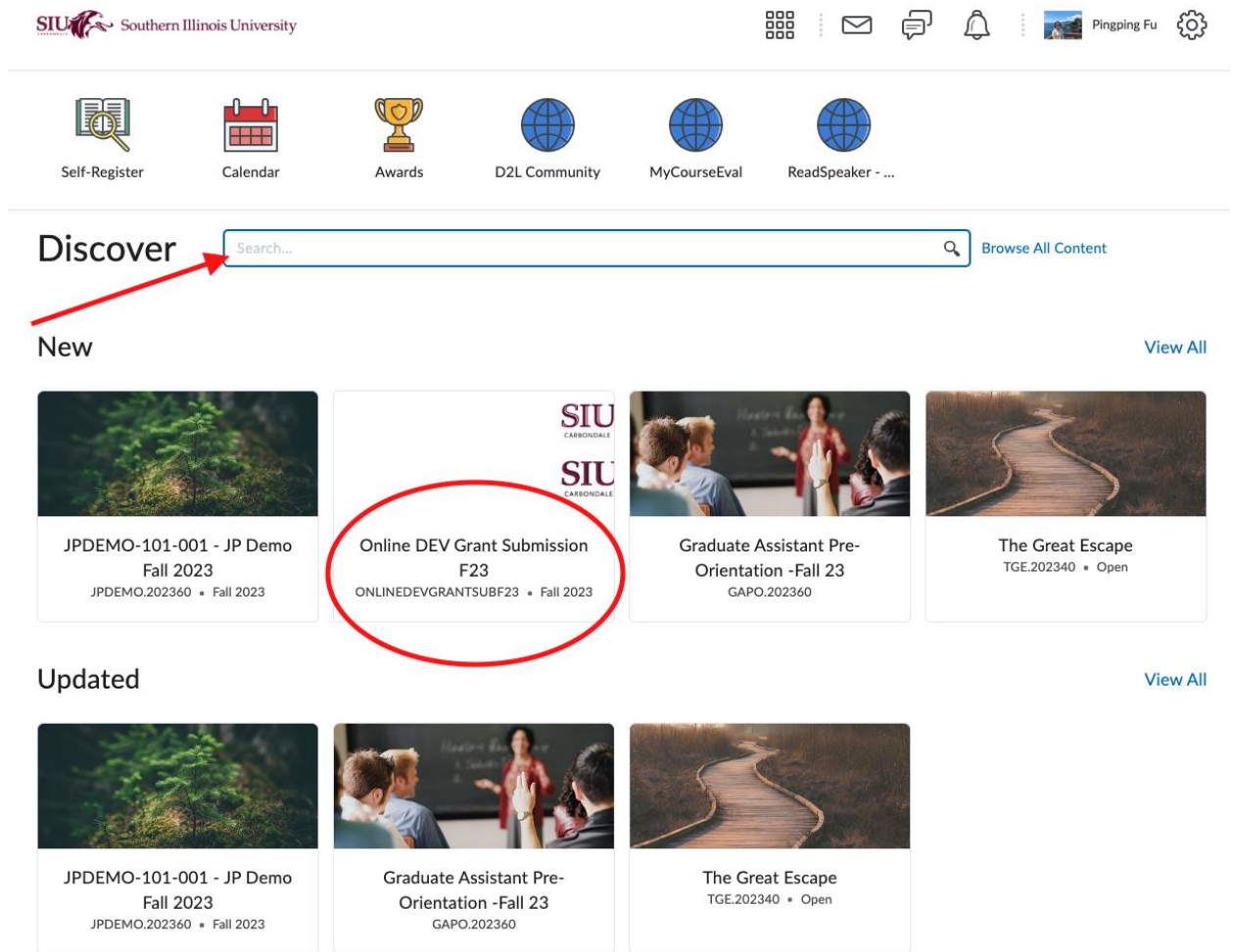
SIU Mission Statement

SIU embraces a unique tradition of access and opportunity, inclusive excellence, innovation in research and creativity, and outstanding teaching focused on nurturing student success. As a nationally ranked public research university and regional economic catalyst, we create and exchange knowledge to shape future leaders, improve our communities, and transform lives.

2. From the homepage, click on **Self-Register** in the upper left corner.



3. Select **Online DEV Grant Submission F23 course**. If you do not see the course on the page, enter the name of the course in the search box and click on the magnifying glass to the right to conduct a search.



4. Click on the course and then click on **Enroll in Course**.

The screenshot shows the SIU user interface. At the top, there is a navigation bar with the SIU logo and user information (Pingping Fu). Below this is a menu with icons for Self-Register, Calendar, Awards, D2L Community, MyCourseEval, and ReadSpeaker. The main content area features a course card for 'Online DEV Grant Submission F23'. The 'Enroll in Course' button on this card is circled in red. To the right, a 'Course Info' sidebar displays the Course Code as 'OnlineDEVgrantSubF23' and the Semester as 'Fall 2023'. Below the course card, there is a 'Course Description' section which currently shows 'No course description'.

5. Click on **Ok**.

This screenshot shows the same course page as the previous one, but with a 'Successfully Enrolled' dialog box overlaid in the center. The dialog box contains the text: 'Successfully Enrolled' and 'Online DEV Grant Submission F23 will soon be available in the My Courses widget.' The 'OK' button at the bottom of the dialog box is circled in red. In the background, the course card now shows 'Open Course' and 'Already Enrolled' buttons instead of the 'Enroll in Course' button. The 'Course Info' sidebar and 'Course Description' section remain visible.

6. Click on **Open Course** to access the course.

The screenshot shows the SIU LMS interface. At the top, the SIU logo and navigation icons are visible. Below the navigation bar, there are several service icons: Self-Register, Calendar, Awards, D2L Community, MyCourseEval, and ReadSpeaker. The main content area features a course listing for "Online DEV Grant Submission F23". The "Open Course" button is circled in red. To the right, a "Course Info" sidebar displays the course code and semester. Below the course listing, there is a "Course Description" section which currently shows "No course description".

SIU Southern Illinois University

Self-Register Calendar Awards D2L Community MyCourseEval ReadSpeaker - ...

SIU SOUTHERN ILLINOIS UI
CARRONDALE EXTENDE

Discover >

Online DEV Grant Submission F23

Open Course ... Already Enrolled

Course Info

Course Code	OnlineDEVgrantSubF23
Semester	Fall 2023

Course Description

No course description

Access Self-enrolled D2L Open Course

1. From D2L homepage, scroll down to **My Courses** section in the bottom right corner. Click on **Fall 2023** selector.

Saluki Cares HEROES Assistance Saluki Connect RSOs Multicultural Resource Center

My Programs

Search My Org Units

Show Filters

Southern Illinois University Organization

My Courses

Fall 2021 Fall 2022 **Fall 2023** Open Spring 2013

Online DEV Grant Submission F23
ONLINEDEVGRANTSUBF23 • Fall 2023

QUAN-508-001 - Experimental Design
62801.202360 • Fall 2023
Ends December 15, 2023 at 11:59 PM

ERES-589-001 - Doctoral Research Seminar
65145.202360 • Fall 2023
Ends June 30, 2024 at 11:59 PM

CI-584-001 - Curr Theory, Found & Prins
65625.202360 • Fall 2023
Ends December 15, 2023 at 11:59 PM

2. Select **Online DEV Grant Submissions F23** for access. If needed, click on **View All Courses** to access the target course.

Saluki Cares HEROES Assistance Saluki Connect RSOs Multicultural Resource Center

My Programs

Search My Org Units

Show Filters

Southern Illinois University Organization

My Courses

Fall 2021 Fall 2022 **Fall 2023** Open Spring 2013

Online DEV Grant Submission F23
ONLINEDEVGRANTSUBF23 • Fall 2023

QUAN-508-001 - Experimental Design
62801.202360 • Fall 2023
Ends December 15, 2023 at 11:59 PM

ERES-589-001 - Doctoral Research Seminar
65145.202360 • Fall 2023
Ends June 30, 2024 at 11:59 PM

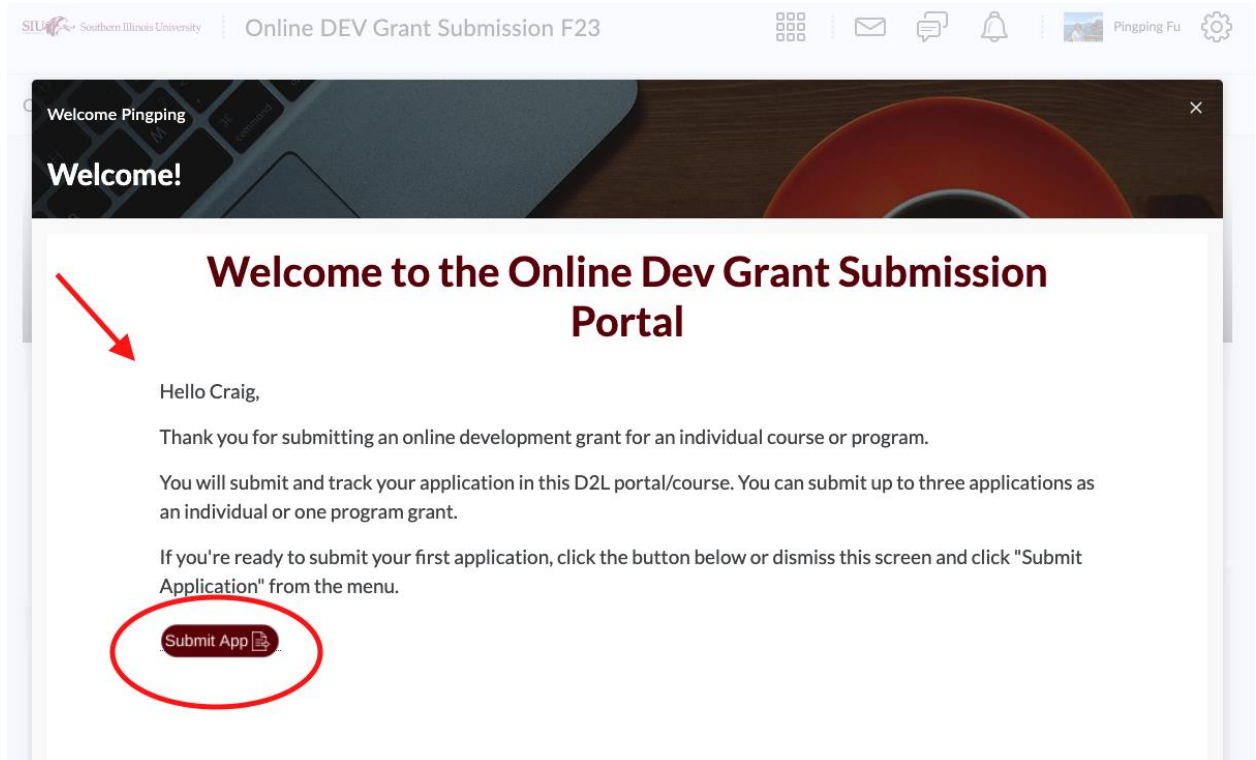
CI-584-001 - Curr Theory, Found & Prins
65625.202360 • Fall 2023
Ends December 15, 2023 at 11:59 PM

Graduate Student Resources
GSOS.202360 • Fall 2023

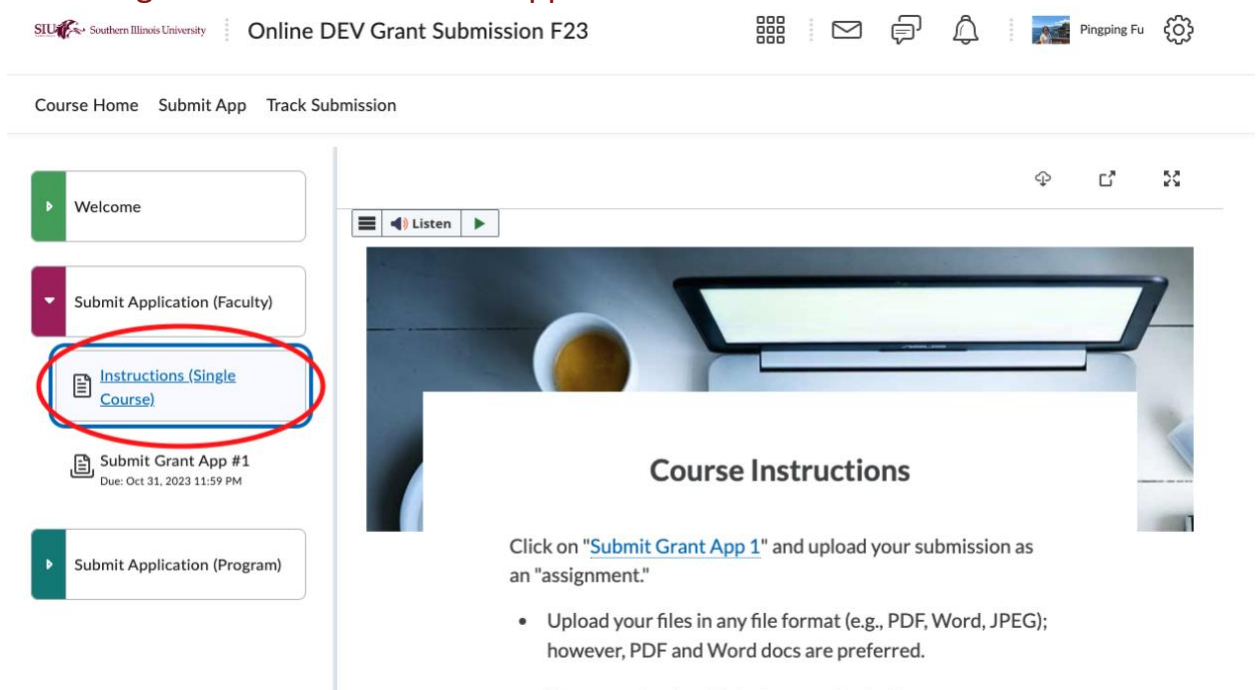
View All Courses (5)

Submit a Grant Application for an Individual Course

1. After entering the Online DEV Grant Submission F23 course, read the Welcome message and then click on **Submit App**.



2. On this page, click on **Instructions (Single course)** to read the instructions on the right for individual course application.



3. After reading the instructions, click on **Submit Grant APP #1** below Instructions in the folder and then click on **Go to Assignment**.

4. Click on **Add a File** to upload your application. Additional message can be entered into the text editor below.

Submit Grant App #1



▼ Hide Assignment Information

Instructions

Upload all required items. See [instructions on Extended Campus's Resources page](#) for more information.

Due on Oct 31, 2023 11:59 PM

Submit Assignment

Files to submit *

(0) file(s) to submit

After uploading, you must click Submit to complete the submission.



Comments

5. Finally, click on **Submit** in the bottom left corner.
Submit Grant App #1



▼ [Hide Assignment Information](#)

Instructions

Upload all required items. See [instructions on Extended Campus's Resources page](#) for more information.

Due on Oct 31, 2023 11:59 PM

Submit Assignment

Files to submit *

(0) file(s) to submit

After uploading, you must click **Submit** to complete the submission.



Comments



6. Now you have successfully submitted your application. You may get an email confirmation. Click on **Done** if you want to close the page. Click on **Upload More Files** if you want to upload additional files.

File submission successful

Submission ID

4123911

Submission(s)

 [SAS Syntax and Output for Assignment 3.pdf](#) (744.13 KB)

Comments

Assignment

Submit Grant App #1

Submission Date

Sep 15, 2023 10:15 AM

Submitted By

Pingping Fu

Total File Size

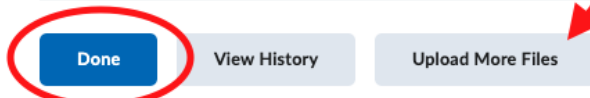
744.13 KB

Email Status

Confirmation Email Sent Successfully

Instructions

Upload all required items. See [instructions on Extended Campus's Resources page](#) for more information.



Submit an Application for a Program

1. After entering Online DEV Grant Submission F23, click on **Submit App** in the navbar.

SIU Southern Illinois University Online DEV Grant Submission F23

Course Home **Submit App** Track Submission

SIU SOUTHERN ILLINOIS UNIVERSITY
CARRONDALE EXTENDED CAMPUS

Online DEV Grant Submission F23

SIU SOUTHERN ILLINOIS UNIVERSITY
CARRONDALE CENTER FOR
TEACHING EXCELLENCE

Welcome Window Widget

Relaunch the Welcome Window to review the information.

Relaunch the Welcome Window

Announcements

There are no announcements to display.

Show All Announcements

Content Browser

Bookmarks Recently Visited

Welcome

Submit Application (Faculty)

2. Click on **Submit Application (Program)** folder.

SIU Southern Illinois University Online DEV Grant Submission F23

Course Home Submit App Track Submission

Welcome

Submit Application (Faculty)

Instructions (Single Course)

Submit Grant App #1
Due: Oct 31, 2023 11:59 PM

Submit Grant App #2
Due: Oct 31, 2023 11:59 PM

Submit Application (Program)

Submit Application (Faculty)

3. Click on **Program Grant Instructions** to read the instructions on the right.

SIU Southern Illinois University Online DEV Grant Submission F23

Course Home Submit App Track Submission

Welcome

Submit Application (Faculty)

Submit Application (Program)

Program Grant Instructions

Submit Program Grant
Due: Oct 31, 2023 11:59 PM

Program Grant Submission Instructions

Click on "[Submit Program Grant](#)" and upload the submission as an "assignment."

- Upload files in any file format (e.g., PDF, Word, JPEG); however, PDF and Word docs are preferred.
- You can upload multiple documents at a time. You can also share a OneDrive folder if you prefer. Place this in the comments.

4. Click on **Submit Program Grant** and click on **Go to Assignment**.

SIU Southern Illinois University Online DEV Grant Submission F23

Course Home Submit App Track Submission

Welcome

Submit Application (Faculty)

Submit Application (Program)

Program Grant Instructions

Submit Program Grant
Due: Oct 31, 2023 11:59 PM

1

View the assignment in the Assignments tool.

2 **Go to Assignment**

5. Click on **Add a File** to upload your application. Additional message can be entered into the text editor below.

[Assignments](#) > [Submit Program Grant](#)

Submit Program Grant



▼ [Hide Assignment Information](#)

Instructions

Upload all required items. See instructions for more information.

Due on Oct 31, 2023 11:59 PM

Submit Assignment

Files to submit *

(0) file(s) to submit

After uploading, you must click Submit to complete the submission.



Comments

6. Click on **Submit** in the bottom left corner.

Submit Assignment

Files to submit *

(0) file(s) to submit

After uploading, you must click Submit to complete the submission.



Comments



7. Now you have successfully submitted your application. You may receive an email notification. Click on **Done** if you want to close the page. Click on **Upload More Files** if you want to submit additional documents.

File submission successful

Submission ID

4123911

Submission(s)

 [SAS Syntax and Output for Assignment 3.pdf](#) (744.13 KB)

Comments

Assignment

Submit Grant App #1

Submission Date

Sep 15, 2023 10:15 AM

Submitted By

Pingping Fu

Total File Size

744.13 KB

Email Status

Confirmation Email Sent Successfully

Instructions

Upload all required items. See [instructions on Extended Campus's Resources page](#) for more information.

